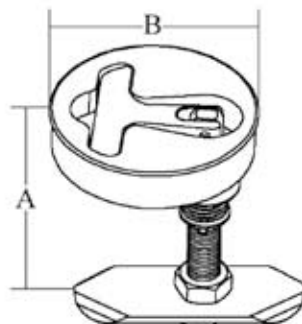


ACCESS HARDWARE

COMPRESSION LATCH - ROUND T-HANDLE

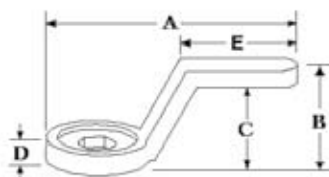
- 316 stainless steel
- Hidden mounting hardware top mount installation
- Locking version comes with key number M7-88-9121324-S
- Replacement cam number M5-C-151-8
- Available in locking or nonlocking



Part No	Model	A Max.	A Min.	B mm	Cam
M5-86-000-8	W/O Lock	86 (3 3/8")	61 (2 3/8")	80 (3 1/8")	Yes
M5-86-100-8	W/Lock	86 (3 3/8")	61 (2 3/8")	80 (3 1/8")	Yes

T-HANDLE CAST

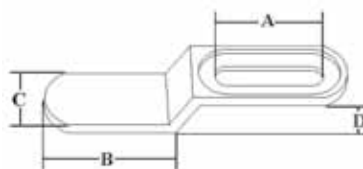
- 316 stainless steel
- Heavy-duty cast pawls available when extra strength is required
- Fits M5 T-handle compression latches



Part No	Model	A mm	B mm	C mm	D mm	E mm
M5-C-201-8	Standard	83 (3 1/4")	25 (1")	21 (7/8")	7.8 (.31")	48 (1 7/8")
M5-C-202-8	Standard	69 (2 3/4")	25 (1")	21 (7/8")	9 (3/8")	32 (1 1/4")

ADJUSTABLE LATCH PAWL

- 316 stainless steel
- Fits M5 D and T handle latches
- 62mm (2-1/2") - 75mm (3-1/2") reach



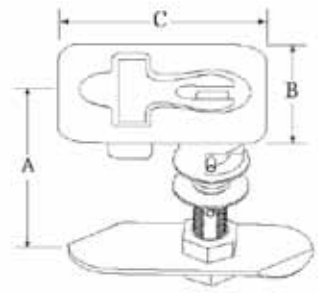
Part No	A mm	B mm	C mm	D mm
M5-C-206-8	38 (1 1/2")	40 (1 9/16")	25 (1")	12 (7/16")



ACCESS HARDWARE

M5 Cam Latch - Lift & Turn Handle

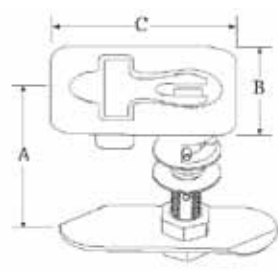
B



CAM LATCH - SQUARE T-HANDLE

- 316 stainless steel
- Hidden mounting hardware
- Studed installation
- Spring loaded handle for anti-rattle operation
- Backing plate included
- Available in locking or nonlocking
- Comes with striker M5-C-621-8
- Cam number: M5-C-151-8 (sold separately)
- Locking version key number M7-88-9121324-S

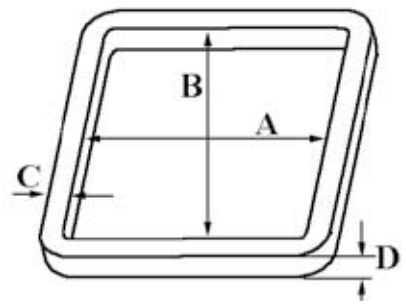
Part No	Model	A Max.	A Min.	B mm	C mm	Cam
M5-54-000-8	W/O Lock	90 (3 9/16")	79 (3 1/8")	79 (3 1/8")	96 (3 3/4")	No
M5-54-100-8	W/ Lock	90 (3 9/16")	79 (3 1/8")	79 (3 1/8")	96 (3 3/4")	No



CAM LATCH T-HANDLE EXPOSED FASTENER

- Spring loaded for anti-rattle operation
- Durable Stainless Steel
- Available with integral lock
- Cam number M5-C-151-8 (sold separately) (see page 85)

Part No	Model	A Max.	A Min.	B mm	C mm	Cam
M5-55-000-8	Non locking	69 (2 3/4")	76 (3")	64 (2 1/2")	76 (3")	Yes
M5-55-100-8	Locking	69 (2 3/4")	81 (2 1/4")	64 (2 1/2")	76 (3")	No



9MM NYLON SPACER FOR SQUARE T-HANDLE

- Nylon (NBR)
- Suits Square T-handle Cam Latches

Part No	A mm	B mm	C mm	D mm
M5-C-908-2	64 (2 1/2")	85 (3 3/8")	7 (1/4")	9 (3/8")

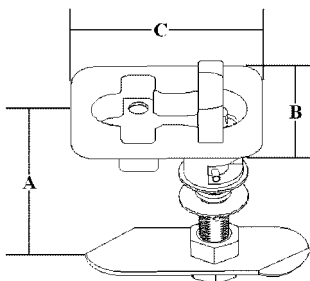


ACCESS HARDWARE

M5 Cam Latch · Lift & Turn Handle

CAM LATCH - SQUARE T-HANDLE - TOP MOUNT

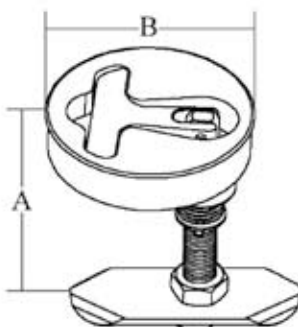
- 316 stainless steel
- Hidden mounting hardware top mount installation
- Available in locking and nonlocking
- Complete with striker M5-C-621-8
- Locking version comes with key number M7-88-9121324-S



Part No	Model	A Max.	A Min.	B mm	C mm	Cam
M5-52-000-8	W/O Lock	90 (3 9/16")	79 (3 1/8")	76 (3")	96 (3 3/4")	No
M5-52-100-8	W/ Lock	90 (3 9/16")	79 (3 1/8")	76 (3")	96 (3 3/4")	No

CAM LATCH - ROUND T-HANDLE - TOP MOUNT

- 316 stainless steel
- Hidden mounting hardware top mount installation
- Available in locking and nonlocking
- Complete with striker M5-C-621-8
- Locking version comes with key number M7-88-9121324-S



Part No	Model	A Max.	A Min.	B mm	Cam
M5-51-000-8	W/O Lock	86 (3 3/8")	61 (2 3/8")	80 (3 1/8")	Yes
M5-51-100-8	W/Lock	86 (3 3/8")	61 (2 3/8")	80 (3 1/8")	Yes

STAMPED LATCH CAM

- 304 stainless steel
- Optional pawl to fit the Southco "T" handle latches



Part No	A mm	B mm	C mm	D mm
M5-C-151-8	57 (2-1/4")	24 (1")	33 (1-5/16")	30 (1-3/16")
M5-C-152-8	64 (2-1/2")	24 (1")	40 (1-1/2")	30 (1-3/16")
M5-C-153-8	91 (3-1/2")	39 (1-1/2")	52 (2")	30 (1-3/16")

